













CLOCK
WOODBURNERS

Contents

	Product	Page
	Clock Blithfield 5	4
	Clock Blithfield Compact 5	6
	Clock Blithfield 8	8
	Clock Blithfield Inset	10
	Clock Sudbury	12
	Clock Sudbury Compact	14
	Clock Sudbury Gas	16
	Clock Blithfield DS	18
	Clock Brocksford CS5	20
	Colour Range	22

Visit our website www.clockwoodburners.co.uk

Email: hello@clockwoodburners.co.uk

Free Phone: 0800 772 0352 Office: 0161 877 6974

Warm your worries away

Here at Clock Woodburners we are passionate about designing and building efficient, effective and stylish stoves. But choosing a stove is about more than just how it works and what it looks like, it's about how it makes you feel.

Warm, cosy and secure is how you deserve to feel at home, and creating this feeling is at the heart of everything we do. Our aim is to create a range of stoves, all designed and built here in the UK, that not only lift your spirits and warm your toes, but leave you secure in the knowledge that you have chosen a highly efficient stove that is built to last.

Our very first stove was built in 2016 following a commission by Blithfield Hall, a Grade 1 listed private home in Staffordshire. The stove was a great success and led to the development of our first production-line model which we named the Clock Blithfield 5.

Through our growing dealer network and customer base we listened to feedback and have since developed a range of stoves to cover a wide variety of needs. These include wood-only and multi-fuel burners in standard and compact versions, as well as the recent introduction of a gas stove. Our range also includes the Blithfield 8kW and Double-Sided stoves with higher outputs, all comfortably compliant with the EcoDesign legislation for lower emissions.

We have a feeling you'll be spending a lot of time in front of your new Clock stove. Specifically designed to lift the spirit and warm the soul, all Clock stoves feature exceptional build quality combined with some of the best efficiency numbers on the market today.

Our award-winning and patent pending technology means that your Clock stove will deliver a premium finish, an unrivalled clean burning flame and a hassle-free operation.

With a growing range of beautifully British-engineered stoves available in a choice of wood, multi-fuel or gas, now is the time to get to know the Clock range a little better.

Why choose Clock Woodburners?

Control & efficiency

Our woodburning and multi-fuel stoves boast our unique 'clockwork' control, making our stoves one of the most controllable and impressively efficient in terms of flame/heat output on the market.

Future proof

Ecodesign is the European-wide programme to lower emissions that came into force for stoves in the UK in 2022. All Clock stoves not only meet, but beat, industry regulations for performance.

Beautifully engineered

All our stoves are designed and built for you in the UK. And that's everything from parts fabrication, assembly and hand-finishing – it's all done in the UK. Packaging, shipping, after-sales care and customer services are all managed here by us in the UK too.

First-class service

With a hand-picked network of dealers and showrooms across the UK, with a proven track record of first-class customer service and reliability, you are only a short trip away from viewing your new Clock stove in action.

"It is a pleasure to be able to introduce you to our growing range of stoves. We believe that time spent choosing, buying and enjoying a Clock Woodburner is time well spent and it is our aim to ensure that the process is a pleasure from start to finish. You can be assured that a Clock Woodburner is built to the very latest specifications and designed to bring you years of pleasure. So why not visit your local dealer today and welcome home a Clock Woodburner?"

Dan Hulse
Managing Director, Clock Woodburners





Clock Blithfield 5

This 5kW multi-fuel stove combines outstanding performance with elegant design. With an impressive heat output range of 3.5kW to 7.5kW, you can choose to add height with the addition of an optional log store and add a splash of colour with a choice of finishes.

Clock Blithfield 5 (Multi-fuel 5kW)



Black & Stainless Steel
Log Box Option

Dimensions	A	B	C	D	Weight
Clock Blithfield 5	535mm	600mm	390mm	90mm	116kg
Clock Blithfield 5 with Log Store	535mm	850mm	390mm	90mm	158kg

Description	Values
Fuel Type	Wood-Burning and Multi-Fuel
Output Range	3.5kW – 7.5kW (Nominally tested at 5kW)
Energy Rating	A+
Flue Size	5" / 130mm
Glass Size	352mm x 270mm
Rope Size	12mm Diameter Soft
Warranty	7 Years* (See back page for details)

Available Options (Additional Cost)
Log Store
Colours - See Colour Chart on p22
Brass or Stainless Steel Fittings
Direct Air Kit
Heat Shield

Distance to Materials	Above	Sides	Back
To Combustibles	375mm	600mm	600mm
To Non-combustibles	250mm	100mm	100mm

For best performance we recommend these distances to non-combustible materials.

A Heat Shield reduces the rear distance to combustibles to 200mm, but will not reduce the distance to non-combustibles.

Clock stoves must be placed on a hearth with a minimum thickness of 12mm.



www.clockwoodburners.co.uk

HEARTH & Home
AWARDS WINNER
STOVE OF THE YEAR



Clock Blithfield Compact 5

Designed directly in response to feedback from our customers for a stove suitable for smaller interiors, the Compact 5kW might be the Blithfield's little sister, but she packs no less of a punch! While the dimensions have been trimmed, nothing has been compromised when it comes to performance. No wonder it's an award winner!

Clock Blithfield Compact 5 *(Multi-fuel 5kW)*



Dimensions	A	B	C	D	Weight
Clock Blithfield Compact 5	430mm	600mm	335mm	90mm	85kg
Clock Blithfield Compact 5 with Log Store	430mm	845mm	335mm	90mm	119kg

Description	Values
Fuel Type	Wood-Burning and Multi-Fuel
Output Range	2.5kW – 7.5kW (Nominally Tested at 5kW)
Energy Rating	A+
Flue Size	5" / 130mm
Glass Size	300mm x 250mm
Rope Size	12mm Diameter Soft
Warranty	7 Years* (See back page for details)

Available Options (Additional Cost)
Log Store
Colours - See Colour Chart on p22
Brass or Stainless Steel Fittings
Direct Air Kit
Heat Shield

Distance to Materials	Above	Sides	Back
To Combustibles	375mm	600mm	500mm
To Non-combustibles	250mm	100mm	100mm

For best performance we recommend these distances to non-combustible materials.

A Heat Shield reduces the rear distance to combustibles to 200mm, but will not reduce the distance to non-combustibles.

Clock stoves must be placed on a hearth with a minimum thickness of 12mm.



www.clockwoodburners.co.uk



Clock Blithfield 8

As the big brother to the original Blithfield, the Clock Blithfield 8kW provides a larger than average view of the fire through the air-washed glass and boasts one of the most precise controls over the burn rate and flame pattern of any stove on the market. With a nominal output of 8kW it suits larger rooms.

Clock Blithfield 8 (Multi-fuel 8kW)



Dimensions	A	B	C	D	Weight
Clock Blithfield 8	590mm	640mm	390mm	100mm	136kg
Clock Blithfield 8 with Log Store	590mm	910mm	390mm	100mm	180kg

Description	Values
Fuel Type	Wood-Burning and Multi-Fuel
Output Range	6kW - 10.5kW (Nominally tested at 8kW)
Energy Rating	A+
Flue Size	6" / 150mm
Glass Size	415mm x 315mm
Rope Size	12mm Diameter Soft
Warranty	7 Years* (See back page for details)

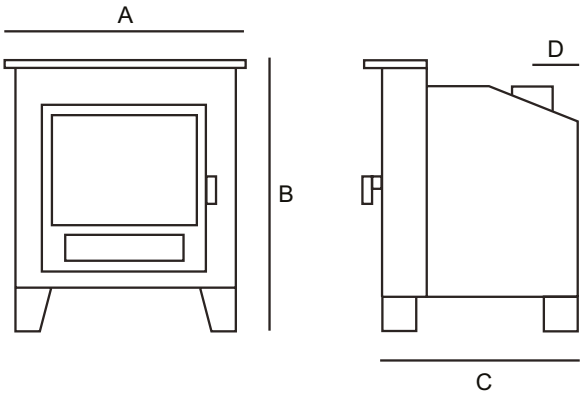
Available Options (Additional Cost)	Distance to Materials	Above	Sides	Back
	To Combustibles	450mm	650mm	600mm
	To Non-combustibles	300mm	100mm	100mm
Log Store	<div>For best performance we recommend these distances to non-combustible materials. A Heat Shield reduces the rear distance to combustibles to 200mm, but will not reduce the distance to non-combustibles. Clock stoves must be placed on a hearth with a minimum thickness of 12mm.</div>			
Colours - See Colour Chart on p22				
Brass or Stainless Steel Fittings				
Direct Air Kit				
Heat Shield				



www.clockwoodburners.co.uk



Clock Blithfield Inset *(Multi-fuel 5kW)*



Dimensions	A	B	C	D	Weight
Clock Blithfield Inset	535mm	600mm	484mm	100mm	136kg

Description	Values
Fuel Type	Wood-Burning and Multi-Fuel
Output Range	4kW – 7kW (Nominally tested at 5kW)
Energy Rating	A+
Flue Size	5" / 130mm
Glass Size	352mm x 270mm
Rope Size	12mm Diameter Soft
Warranty	7 Years* (See back page for details)

Available Options (Additional Cost)	Distance to Materials	Above	Sides	Back
Brass or Stainless Steel Fittings	To Combustibles	375mm	500mm	N/A
	To Non-combustibles	250mm	100mm	N/A

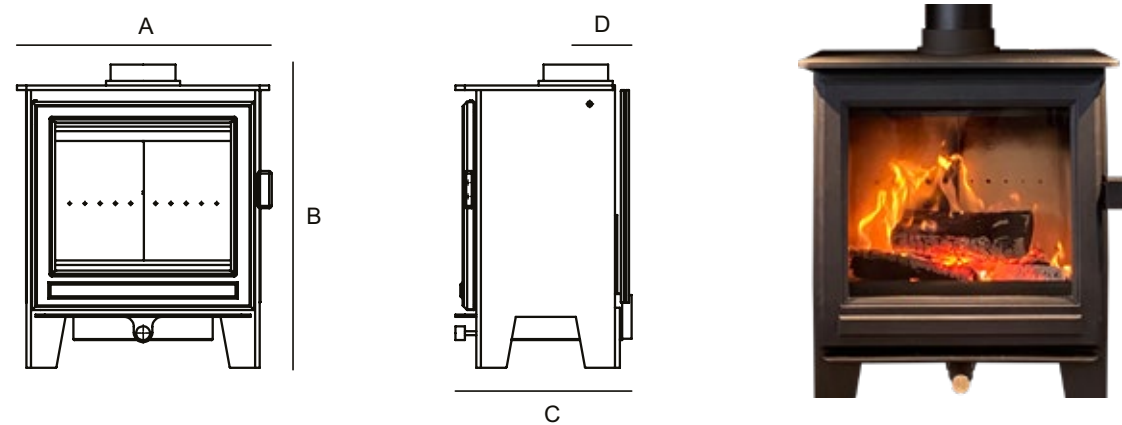
For best performance we recommend these distances to non-combustible materials.
Clock stoves must be placed on a hearth with a minimum thickness of 12mm.



www.clockwoodburners.co.uk



Clock Sudbury (Wood-only 5kW)



Dimensions	A	B	C	D	Weight
Clock Sudbury	535mm	610mm	355mm	95mm	93kg

Description	Values
Fuel Type	Wood-Burning
Output Range	3kW - 7kW (Nominally tested at 5kW)
Energy Rating	A+
Flue Size	5" / 130mm
Glass Size	405mm x 345mm
Rope Size	12mm Diameter Soft
Warranty	7 Years* (See back page for details)

Available Options (Additional Cost)	Distance to Materials	Above	Sides	Back
Colours - See Colour Chart on p22	To Combustibles	375mm	500mm	500mm
Brass or Stainless Steel Fittings	To Non-combustibles	250mm	100mm	100mm
Direct Air Kit				
Heat Shield				

For best performance we recommend these distances to non-combustible materials.

A Heat Shield reduces the rear distance to combustibles to 200mm, but will not reduce the distance to non-combustibles.

Clock stoves must be placed on a hearth with a minimum thickness of 12mm.



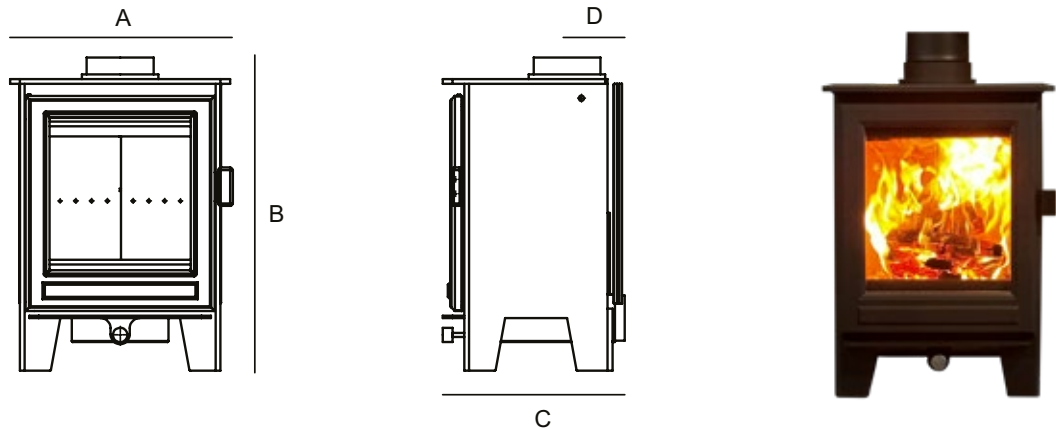
www.clockwoodburners.co.uk



Clock Sudbury Compact

The new Sudbury Compact is a narrower version of our popular Sudbury woodburning stove, designed to fit into slightly smaller spaces while not compromising on quality or performance.

Clock Sudbury Compact *(Wood-only 5kW)*



Dimensions	A	B	C	D	Weight
Clock Sudbury Compact	435mm	610mm	355mm	95mm	78kg

Description	Values
Fuel Type	Wood-Burning
Output Range	3.5kW – 6kW (Nominally tested at 4.9kW)
Energy Rating	A+
Flue Size	5" / 130mm
Glass Size	305mm x 345mm
Rope Size	12mm Diameter Soft
Warranty	7 Years* (See back page for details)

Available Options (Additional Cost)
Colours - See Colour Chart on p22
Brass or Stainless Steel Fittings
Direct Air Kit
Heat Shield

Distance to Materials	Above	Sides	Back
To Combustibles	375mm	500mm	500mm
To Non-combustibles	250mm	100mm	100mm

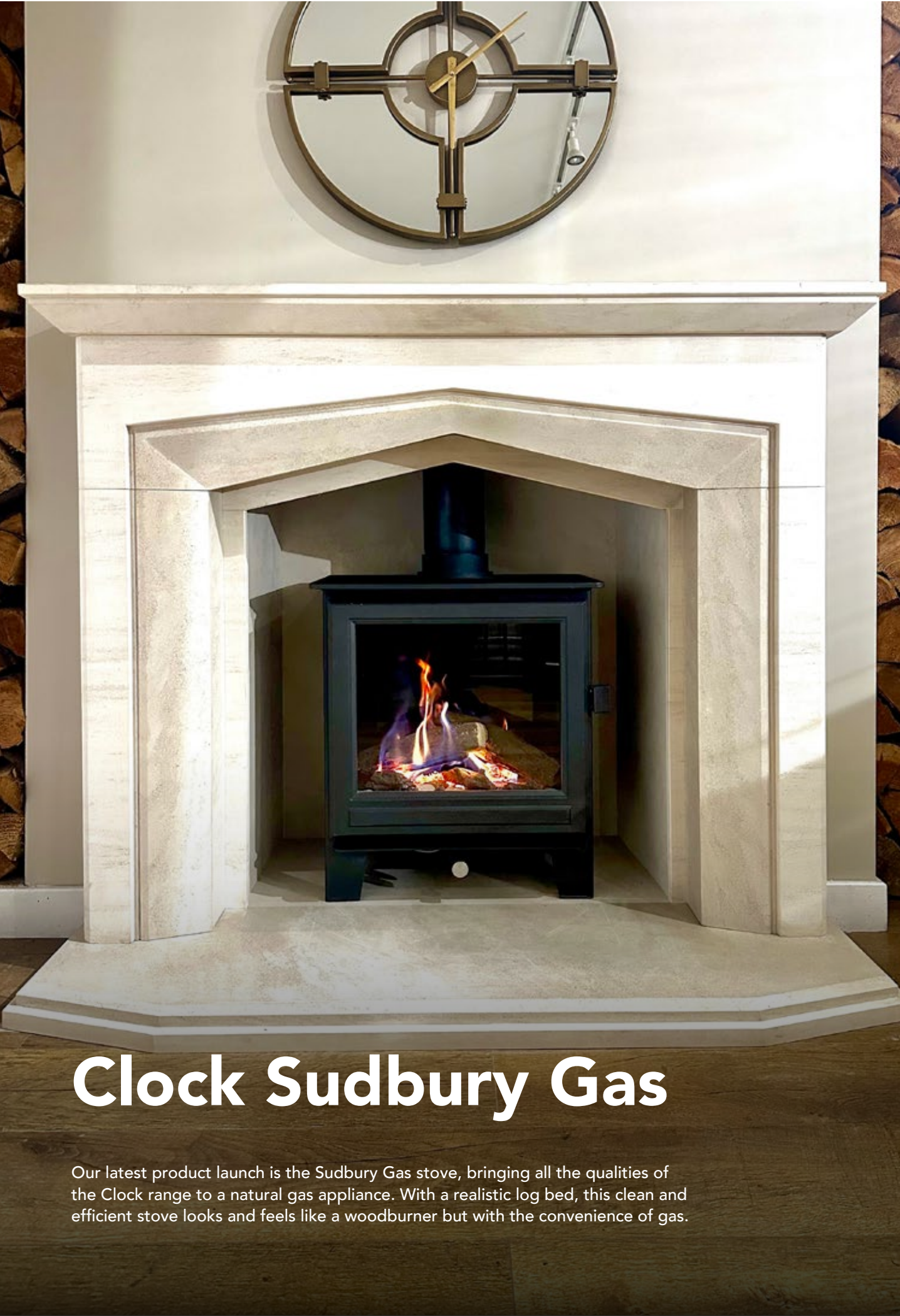
For best performance we recommend these distances to non-combustible materials.

A Heat Shield reduces the rear distance to combustibles to 200mm, but will not reduce the distance to non-combustibles.

Clock stoves must be placed on a hearth with a minimum thickness of 12mm.



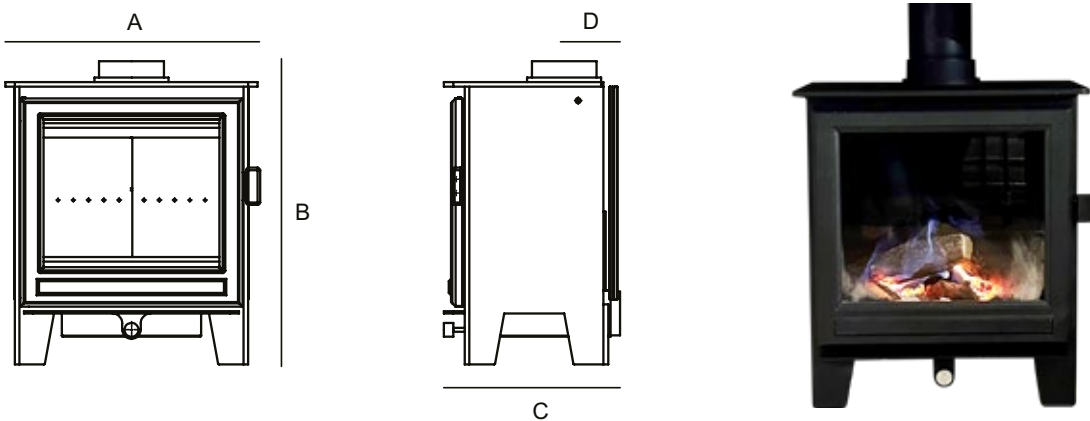
www.clockwoodburners.co.uk



Clock Sudbury Gas

Our latest product launch is the Sudbury Gas stove, bringing all the qualities of the Clock range to a natural gas appliance. With a realistic log bed, this clean and efficient stove looks and feels like a woodburner but with the convenience of gas.

Clock Sudbury Gas *(Natural Gas)*



Dimensions	A	B	C	D	Weight
Clock Sudbury Gas	545mm	655mm	345mm	95mm	65kg

Description	Values
Fuel Type	Gas Only
Nominal Output	5.2kW
Energy Rating	A+
Flue Size	5" / 125mm
Glass Size	405mm x 345mm
Rope Size	12mm Diameter Soft
Warranty	7 Years* (See back page for details)

Available Options (Additional Cost)	Distance to Materials	Above	Sides	Back
Colours - See Colour Chart on p22	To Combustibles	375mm	500mm	500mm
Brass or Stainless Steel Fittings	To Non-combustibles	150mm	100mm	50mm

For best performance we recommend these distances to non-combustible materials.



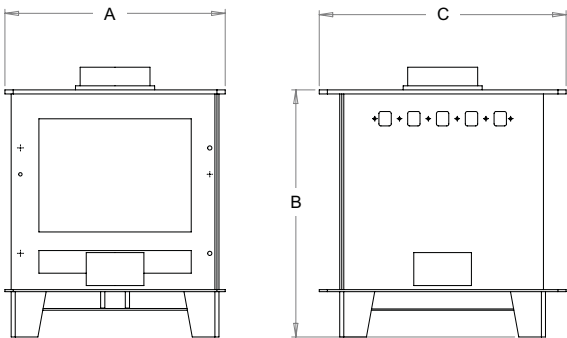
www.clockwoodburners.co.uk



Clock Blithfield DS

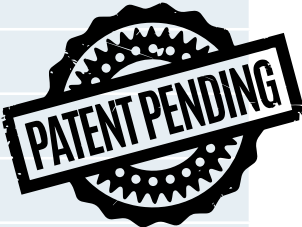
Indulge in the good things in life with the Clock Double. As the only double-sided stove currently on the market that is fully Eco-design 2022 compliant (we believe), investing in this modern classic not only gives your home a show-stopping centre piece, it's future-proofed too.

Clock Blithfield DS (Double-sided) (Multi-fuel 10kW)



Dimensions	A	B	C	Weight
Clock Blithfield DS	535mm	600mm	600mm	175kg

Description	Values
Fuel Type	Wood-Burning and Multi-Fuel
Output Range	8.5kW – 14kW (Nominally Tested at 10.5kW)
Energy Rating	A
Flue Size	6" / 150mm
Glass Size	352mm x 270mm
Rope Size	12mm Diameter Soft
Warranty	7 Years* (See back page for details)



Available Options (Additional Cost)
Colours - See Colour Chart on p22
Brass or Stainless Steel Fittings
Direct Air Kit

Distance to Materials	Above	Sides	Back
To Combustibles	550mm	850mm	N/A
To Non-combustibles	300mm	200mm	N/A

For best performance we recommend these distances to non-combustible materials.
Clock stoves must be placed on a hearth with a minimum thickness of 12mm.



www.clockwoodburners.co.uk

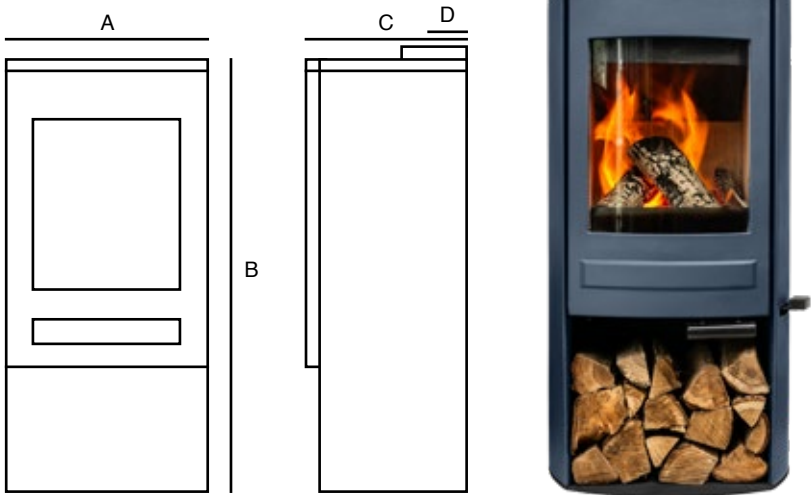


Clock Brocksford CS5

The Clock Brocksford is our first contemporary-designed woodburning stove. For those looking for the warmth and ambience of a real wood burner, but with the clean lines and elegance of modern design principles.

Clock Brocksford CS5

(Wood-only 5kW)



Dimensions	A	B	C	D	Weight
Clock Brocksford CS5	480mm	970mm	430mm	150mm	120kg

Description	Values
Fuel Type	Wood-Burning
Output Range	3kW – 7kW (Nominally tested at 5kW)
Energy Rating	A+
Flue Size	5" / 130mm
Glass Size	323mm x 385mm
Rope Size	12mm Diameter Soft
Warranty	7 Years* (See back page for details)

Available Options (Additional Cost)	Distance to Materials	Above	Sides	Back
Colours - See Colour Chart on p22	To Combustibles	750mm	250mm	150mm
Direct Air Kit	To Non-combustibles	250mm	100mm	100mm

For best performance we recommend these distances to non-combustible materials. Clock stoves must be placed on a hearth with a minimum thickness of 12mm.



www.clockwoodburners.co.uk



Colour Range



Metallic Black



Honeyglow Brown



Forest Green



Light Metallic Grey



Mojave Red

Visit our website www.clockwoodburners.co.uk

Email: hello@clockwoodburners.co.uk

Free Phone: 0800 772 0352 **Office:** 0161 877 6974

Find a dealer

There is no better way to decide on your perfect stove than seeing it in action.

We have carefully selected some of the best fireplace and stove retailers in the country to showcase the Clock range and we are absolutely confident in their ability to offer you the best advice on choosing and installing a new stove.

200+ Locations

Clock Woodburners has a growing list of approved retailers situated across the UK and Ireland.



Approved retailer network

We pride ourselves on customer service and want you to really enjoy choosing your new stove. All our approved retailers will be able to advise you on your choice of stove, carry out a home survey, install and then maintain your new Clock stove.



Free quotations

Your Clock retailer will offer you a free, no-obligation quotation for your chosen model to include flueing and installation. You can even send them a request now by entering your postcode, clicking on your nearest retailer and completing the online enquiry form.



Showrooms

Many of our retailers have fully-fitted showrooms and will be able to demonstrate your chosen product up-close and burning – the very best way to appreciate the stunning flames a Clock stove produces.

Working in partnership with our approved dealer network

Your retailer will be able to advise on the right size stove for your property, the best fuel type to suit your lifestyle, demonstrate the features of your chosen stove and offer a detailed breakdown of the price including flueing materials and installation. As a manufacturer we work closely with all of our retailers and listen to their feedback and value their judgement. We also strive to help build their business which is why you won't find us selling our stoves over the internet – we believe in protecting your local retailers.

We understand that choosing a stove that will sit at the heart of your home takes time and can be confusing. So confident are we in our retailer's ability to give you the best advice that if they feel a Clock stove isn't the right choice for you, we encourage them to recommend the one that is.

Visit the Spares & Accessories section of our website www.clockwoodburners.co.uk where we supply a range of accessories such as stove fans and thermometers. For our stoves we also supply spare consumable parts, all built with the same robust and efficient quality as your original stove.



Visit our website www.clockwoodburners.co.uk

Email: hello@clockwoodburners.co.uk

Free Phone: 0800 772 0352 **Office:** 0161 877 6974

Warranty Registration

All Clock stoves are covered by a standard 12-month warranty, which is valid from the date of purchase.

Clock Woodburners will extend the standard warranty on the stove body to **7 years** if a warranty registration form is completed on our website within **60 days** of purchase from an authorised dealer.

The 7-year warranty only applies to stoves purchased through our approved dealer showroom network and installed by a registered HETAS or OFTEC installer.

If you are planning a self-install, then you must provide a copy of your Building Control Certificate sign-off sheet when registering your stove to qualify.

Any Clock stove purchased via a third party, such as an unauthorised dealer or online, will carry a statutory 12-month warranty and call out charges will apply.



Copyright © 2024 Clock Woodburners - All Rights Reserved.

Registered in England & Wales Number: 08993414.

"Clock Woodburners" is a Trading Name of The Efficiency People Trading Limited (TEP)

Unit 2, Navigation Park, Road One, Winsford Industrial Estate, Winsford, Cheshire, CW7 3RL



CE Products are marked
where applicable